










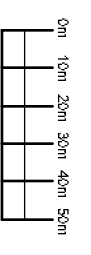
This drawing is to be checked against all other relevant drawings including those by specialist. Copyright of Henry Mein Partnership Development

Revision	Date	By	Chkd	No
Net developable area added.	09/05/11	JEB	NH	A

-  - Open Space to & including Football Pitch (22304m² / 2.23ha)
-  - Open Space along left corridor (4008m² / 0.40ha)
-  - Open Space along central corridor (9431m² / 0.94ha)
-  - Open Space along right corridor (3417m² / 0.34ha)

-  - Total Open Space (39160m² / 3.97ha)
-  - Allotments (5776m² / 0.57ha)
-  - Employment Area (8892m² / 0.88ha) Including 1241m² / 0.12ha open space
-  - Net Developable Area (79528m² / 7.95ha)

- Total Site Area (152000m² / 15.2ha)
- Total Site Area less employment (143108m² / 14.3ha)



P-2011-00546
Received 19/05/11

Peveril Homes Ltd
Residential Development
Burton Road
Tubbury

Open Space Areas

1:2000 @ A3 January 2011 6640/P/05 A
Drawn By: JEB Checked By: NH

Henry Mein Partnership Architects

