






This drawing is to be checked against all other relevant drawings including those by specialist. Copyright of Henry Mein Partnership Development


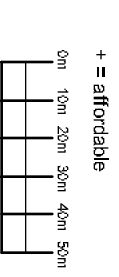
Revision	Date	By	Chkd	No

**PHASES**

-  - PHASE 1
-  - PHASE 2
-  - PHASE 3
-  - PHASE 4

 - AFFORDABLE UNITS

Phase	2 Bed	3 Bed	4 Bed	5 Bed	Self	Total
Phase 1	9 + 8	8 + 3	29 + 2	8	0	67
Phase 2	6 + 2	2	9	3	0	20
Phase 3	3	16 + 5	35	3	12	74
Phase 4	0 + 4	9 + 7	35	8	0	63
<b>Total</b>	<b>30</b>	<b>50</b>	<b>110</b>	<b>22</b>	<b>12</b>	<b>224</b>



# PLANNING

**Peveril Homes Ltd**  
 Residential Development  
 Burton Road  
 Turbury  
**Phasing Layout**  
 Received 19/05/11

P-2011-00546

1:2000 @ A3 January 2011 6640/P/06  
 Drawn By: JEB Checked By: NH

**Henry Mein Partnership Architects**

12. Client Ref: P-2011-00546 1:31 5-0 1:0119 96/2005 1:0119 06/10/10 1:0119 06/10/10 1:0119 06/10/10 1:0119 06/10/10

