

# London-Birmingham-Wolverhampton

All direct Virgin Trains services are highlighted by the route-coloured background

## Mondays to Fridays

Special features																					
Period of operation		MO	MX																	A	B
London Euston	d			0603	0623	0643	0703	0723	0743	0803	0823	0843	0843	0903	0923	0943	1003	1023	1043	1103	1123
Watford Junction	d			-	0637u	-	-	0737u	-	-	0837u	-	-	-	0937u	-	-	1037u	-	-	1137u
Milton Keynes Central	d	0012	0028	-	-	0713	-	-	-	0813	-	-	-	0913	0913	-	-	1013	-	-	1113
Northampton	d			-	-	-	-	-	-	-	-	-	-	-	-	-	-	-	-	-	-
Rugby	d	0046s	0100	0651	-	-	0751	-	-	-	0851	-	-	-	-	0951	-	-	1051	-	1151
Coventry	a	0057s	0113	0702	0722	0742	0802	0822	0842	0902	0922	0942	0942	1002	1022	1042	1102	1122	1142	1202	1222
Birmingham Intl	a	0108s	0124	0713	0733	0753	0812	0833	0853	0912	0933	0953	0953	1013	1033	1053	1113	1133	1153	1213	1233
Birmingham New Street	a	0121s	0136	0727	0745	0808	0827	0845	0908	0927	0945	1008	1008	1027	1045	1108	1127	1145	1208	1227	1245
Sandwell & Dudley	a	-	-	0757	-	-	0857	-	-	-	0957	-	-	-	1057	-	-	1157	-	-	1257
Wolverhampton	a	0152	0207	0811	-	-	0911	-	-	-	1011	-	-	1037	-	-	1111	-	-	1211	1311

Special features																					
Period of operation																		A	B		
London Euston	d	1143	1203	1223	1243	1303	1323	1343	1343	1403	1423	1443	1503	1523	1543	1603	1623	1643	1703	1723	1743
Watford Junction	d	-	-	1237u	-	-	1337u	-	-	-	1437u	-	-	1537u	-	-	1637u	-	-	1737u	-
Milton Keynes Central	d	1213	-	-	1313	-	-	-	1413	1413	-	-	1513	-	-	1613	-	-	1713u	-	1813u
Northampton	d	-	-	-	-	-	-	-	-	-	-	-	-	-	-	-	-	-	-	-	-
Rugby	d	-	1251	-	-	1351	-	-	-	1451	-	-	1551	-	-	1651	-	-	1751	-	-
Coventry	a	1242	1302	1322	1342	1402	1422	1442	1442	1502	1522	1542	1602	1622	1642	1702	1722	1742	1802	1822	1842
Birmingham Intl	a	1253	1313	1333	1353	1413	1433	1453	1453	1513	1533	1553	1613	1633	1653	1713	1733	1753	1813	1833	1853
Birmingham New Street	a	1308	1327	1345	1408	1427	1445	1508	1508	1527	1545	1608	1627	1645	1708	1727	1745	1808	1827	1845	1908
Sandwell & Dudley	a	-	-	1357	-	-	1457	-	-	-	1557	-	-	1657	-	-	1757	-	-	1857	-
Wolverhampton	a	-	-	1411	-	-	1511	-	-	1537	-	-	1611	-	-	1711	-	-	1811	-	1911

Special features																					
Period of operation																		R	R	FX	FO
London Euston	d	1803	1823	1843	1903	1923	1943	2003	2023	2043	2103	2143	2230	2330	2330						
Watford Junction	d	-	1837u	-	-	1937u	-	-	2037u	-	-	2158u	2245u	-	-						
Milton Keynes Central	d	-	-	1913	-	-	2013	-	-	2113	2134	2217	2329	0028	0028						
Northampton	d	-	-	-	-	-	-	-	-	-	-	-	-	-	-						
Rugby	d	1851	-	-	1951	-	-	2051	-	-	2157	-	0001	0100	0105						
Coventry	a	1902	1922	1942	2002	2022	2042	2102	2122	2142	2206	2246	0010	0113	0118						
Birmingham Intl	a	1913	1933	1953	2013	2033	2053	2113	2133	2153	2218	2300	0021	0124	0129						
Birmingham New Street	a	1927	1945	2006	2027	2045	2106	2125	2146	2206	2229	2316	0032	0136	0141						
Sandwell & Dudley	a	-	1958	-	-	2058	2123	-	2158	2223	2241	2333	-	-	-						
Wolverhampton	a	-	2012	2036	-	2112	2138	2156	2212	2238	2256	2347	0103	0207	0210						

# London-Birmingham-Wolverhampton

All direct Virgin Trains services are highlighted by the route-coloured background

## Saturdays

Special features																					
Period of operation		C									D										
<b>London Euston</b>	d	0623	0703	0723	0743	0803	0823	0843	0843	0903	0923	0943	1003	1023	1043	1103	1123	1143	1203	1223	
Watford Junction	d	0637u	-	0737u	-	-	0837u	-	-	-	0937u	-	-	1037u	-	-	1137u	-	-	1237u	
Milton Keynes Central	d	0028	-	-	0813	-	-	0913	0913	-	-	1013	-	-	1113	-	-	1213	-	-	
Northampton	d	-	-	-	-	-	-	-	-	-	-	-	-	-	-	-	-	-	-	-	
Rugby	d	0105	-	0751	-	-	0851	-	-	-	0952	-	-	1051	-	-	1151	-	-	1251	
Coventry	a	0118	0722	0802	0822	0842	0902	0922	0942	0942	1003	1022	1042	1102	1122	1142	1202	1222	1242	1302	1322
Birmingham Intl	a	0129	0733	0813	0833	0853	0913	0933	0953	0953	1014	1033	1053	1113	1133	1153	1213	1233	1253	1313	1333
Birmingham New Street	a	0141	0745	0827	0845	0908	0927	0945	1008	1008	1027	1045	1108	1127	1145	1208	1227	1245	1308	1327	1345
Sandwell & Dudley	a	-	0757	-	0857	-	-	0957	-	-	1057	-	-	1157	-	-	1257	-	-	1357	
<b>Wolverhampton</b>	a	0210	0811	-	0911	-	1011	-	1037	-	1111	-	-	1211	-	-	1311	-	-	1411	

Special features																					
Period of operation		C									D										
<b>London Euston</b>	d	1243	1303	1323	1343	1343	1403	1423	1443	1503	1523	1543	1603	1623	1643	1703	1723	1743	1743	1803	1823
Watford Junction	d	-	-	1337u	-	-	-	1437u	-	-	1537u	-	-	1637u	-	-	1737u	-	-	1837u	
Milton Keynes Central	d	1313	-	-	1413	1413	-	-	1513	-	-	1613	-	-	1713	-	-	1813	1813	-	-
Northampton	d	-	-	-	-	-	-	-	-	-	-	-	-	-	-	-	-	-	-	-	-
Rugby	d	-	1351	-	-	-	1451	-	-	1551	-	-	1651	-	-	1751	-	-	-	1851	-
Coventry	a	1342	1402	1422	1442	1442	1502	1522	1542	1602	1622	1642	1702	1722	1742	1802	1822	1842	1842	1902	1922
Birmingham Intl	a	1353	1413	1433	1453	1453	1513	1533	1553	1613	1633	1653	1713	1733	1753	1813	1833	1853	1853	1913	1933
Birmingham New Street	a	1408	1427	1445	1508	1508	1527	1545	1608	1627	1645	1708	1727	1745	1808	1827	1845	1908	1908	1925	1945
Sandwell & Dudley	a	-	1457	-	-	-	1557	-	-	1657	-	-	1757	-	-	1857	-	-	1953	1958	
<b>Wolverhampton</b>	a	-	1511	-	1537	-	1611	-	-	1711	-	-	1811	-	-	1911	-	-	1937	2008	2012

Special features																						
Period of operation																						
<b>London Euston</b>	d	1843	1903	1923	1943	2025	2103	2143														
Watford Junction	d	-	-	1937u	-	2040u	2118u	2158u														
Milton Keynes Central	d	1913	-	-	2020	-	2150	2230														
Northampton	d	-	-	-	-	-	-	-														
Rugby	d	-	1951	-	-	-	2212	2253														
Coventry	a	1942	2002	2022	2049	2136	2222	2302														
Birmingham Intl	a	1953	2013	2033	2100	2150	2233	2313														
Birmingham New Street	a	2008	2025	2045	2112	2201	2245	2325														
Sandwell & Dudley	a	-	2053	2058	-	2213	2256	2336														
<b>Wolverhampton</b>	a	-	2108	2112	2138	2227	2310	2350														





## Notes

- a Arrival time
- d Departure time
- s Stops to set down only
- u Stops to pick up only

### Period of operation

- A Until 15 July and from 12 September
- B 18 July to 9 September
- C Until 9 July and from 17 September
- D 16 July to 10 September
- E Until 10 July and from 18 September
- FO Fridays only
- FX Fridays excepted
- G 17 July to 11 September
- MO Mondays only
- MX Mondays excepted
- R On Fridays this service is likely to be extremely busy. Reservations are recommended and customers without a reservation may be refused boarding and be required to travel on other services

### Special features

-  Breakfast served to customers in First Class
-  Evening meal served to customers in First Class



# Wolverhampton-Birmingham-London

All direct Virgin Trains services are highlighted by the route-coloured background

## Saturdays

**Special features**  
Period of operation

<b>Wolverhampton</b>	d	0545	0606	0627	0645	0704		0744	0806		0845		0945		1045		1145				
Sandwell & Dudley	d	0556	0617	0637	0656	0715		0756	-		0856		0956		1056		1156				
Birmingham New Street	d	0550	0610	0630	0650	0710	0730	0750	0810	0830	0850	0910	0930	0950	1010	1030	1050	1110	1130	1150	1210
Birmingham Intl	d	0600	0620	0640	0700	0720	0740	0800	0820	0840	0900	0920	0940	1000	1020	1040	1100	1120	1140	1200	1220
Coventry	d	0610	0631	0651	0711	0731	0752	0811	0831	0851	0911	0931	0951	1011	1031	1051	1111	1131	1151	1211	1231
Rugby	a	0623	-	-	0721	-	-	0821	-	-	0921	-	-	1021	-	-	1121	-	-	1221	-
Northampton	a	-	-	-	-	-	-	-	-	-	-	-	-	-	-	-	-	-	-	-	-
Milton Keynes Central	a	-	0658	-	-	-	0818	-	-	0918	-	-	1018	-	-	1118	-	-	-	1217	-
Watford Junction	a	-	0719s	0736s	-	0815s	-	-	0917s	-	-	-	1015s	-	-	1115s	-	-	1215s	-	1315s
<b>London Euston</b>	a	0716	0738	0755	0814	0834	0854	0914	0935	0955	1014	1034	1054	1114	1134	1154	1214	1234	1253	1314	1334

**Special features**  
Period of operation

<b>Wolverhampton</b>	d		1245			1345			1445			1545			1645			1745			
Sandwell & Dudley	d		1256			1356			1456			1556			1656			1756			
Birmingham New Street	d	1230	1250	1310	1330	1350	1410	1430	1450	1510	1530	1550	1610	1630	1650	1710	1730	1750	1810	1830	1850
Birmingham Intl	d	1240	1300	1320	1340	1400	1420	1440	1500	1520	1540	1600	1620	1640	1700	1720	1740	1800	1820	1840	1900
Coventry	d	1251	1311	1331	1351	1411	1431	1451	1511	1531	1551	1611	1631	1651	1711	1731	1751	1811	1831	1851	1911
Rugby	a	-	1321	-	-	1421	-	-	1521	-	-	1621	-	-	1721	-	-	1821	-	-	1921
Northampton	a	-	-	-	-	-	-	-	-	-	-	-	-	-	-	-	-	-	-	-	-
Milton Keynes Central	a	1318	-	-	1418	-	-	1518	-	-	1618	-	-	1718	-	-	1818	-	-	-	1918
Watford Junction	a	-	-	1415s	-	-	1515s	-	-	1615s	-	-	1715s	-	-	1815s	-	-	1915s	-	-
<b>London Euston</b>	a	1354	1414	1434	1454	1514	1534	1554	1614	1634	1654	1714	1734	1752	1814	1834	1854	1914	1934	1954	2015

**Special features**  
Period of operation

		A	B			
<b>Wolverhampton</b>	d	1845	1845	1945	2045	2107
Sandwell & Dudley	d	1856	1856	1956	2056	2117
Birmingham New Street	d	1910	1910	2010	2110	2130
Birmingham Intl	d	1920	1920	2020	2120	2140
Coventry	d	1931	1931	2031	2131	2151
Rugby	a	1942	1942	2042	2142	2201
Northampton	a	-	-	-	-	-
Milton Keynes Central	a	2004	2005	2104	2204	2228
Watford Junction	a	2031s	2034s	2134s	2234s	2311s
<b>London Euston</b>	a	2052	2056	2156	2255	2330





## Notes

- a Arrival time
- d Departure time
- s Stops to set down only

### Period of operation

- A Until 9 July and from 17 September
- B 16 July to 10 September
- C Until 10 July and from 18 September
- D 17 July to 11 September

### Special features

-  Breakfast served to customers in First Class
-  Evening meal served to customers in First Class